

LED Intelligent Driver

- Support Leading edge (Triac), Trailing edge (ELV) and Push Dimmer.
- Built-in SCM, dimming curve and smoothing time can be customized.
- Dimming range from 0-100%, LED start at 0.1% possible.
- 0-100% flicker-free, achieve the level of high frequency exemption assessment.
- Short circuit / Over-heat / Over load / Over voltage protection, recover automatically.
- Compliant with Safety Extra Low Voltage standard.
- Suitable for internal lights application for I/II/III.



Dimmable:
0.1%-100%

Flicker-free

Achieve high frequency exemption assessment level.

SELV     





Specification

Model		TD-150-12-E1M1	TD-150-24-E1M1
OUTPUT	Output Voltage	12Vdc	24Vdc
	Output Voltage Range:	12Vdc ± 0.5Vdc	24Vdc ± 0.5Vdc
	Output Current	Max. 12.5A	Max. 6.25A
	Output Power	Max. 150W	
	Output Power Range	0-150W	
	Strobe Level	High frequency exemption assessment level.	
	Dimming Range:	0-100%, dimming depth: Max. 0.1%	
	Overload Power Limitation	≥102%	
	Ripple & Noise	≤200mV	
INPUT	Dimming Interface	Triac/ELV, Push DIM	
	Input Voltage	200-240Vac	
	Frequency	50/60Hz	
	Input Current	230Vac≤1.4A	
	Efficiency(ryp.)	85%	
	Inrush Current(ryp.)	Cold start 50A at 230Vac	
	Anti Surge	L-N: 1kV L/N-G: 2kV	
	Leakage Current	I/P-O/P: <0.5mA/230Vac, I/P-GND: <0.75mA/230Vac	
ENVIRONMENT	Working Temperature	ta: -20°C ~ 45°C tc: 90°C	
	Working Humidity	20 ~ 95%RH, non-condensing	
	Storage Temp., Humidity	-40°C ~ 80°C, 10-95%RH	
	Temp. Coefficient	±0.03%/°C (0-50°C)	
	Vibration	10-500Hz, 2G 12min./1cycle, period for 72min. each along X, Y, Z axes.	
PROTECTION	Over-heat Protection	Intelligently adjusting or turning off the output current if the PCB temperature ≥110°C. auto recovers.	
	Over Load Protection	Power limit when rated power ≥ 102%, auto recovers.	
	Short Circuit Protection	Shut down automatically if short circuit occurs, auto recovers.	
	Over Voltage Protection	Shut down the output when non-load voltage ≥13V, re-power on to recover after fault condition is removed.	Shut down the output when non-load voltage ≥26V, re-power on to recover after fault condition is removed.
SAFETY & EMC	Withstand Voltage	I/P-O/P: 3750Vac I/P-GND: 1800Vac	
	Isolation Resistance	I/P-O/P: 100MΩ/500VDC/25°C/70%RH	
	Safety Standards	IEC/EN61347-1, IEC/EN61347-2-13	
	EMC Emission	EN55015, EN61000-3-2 Class C, IEC61000-3-3	
	EMC Immunity	EN61000-4-2,3,4,5,6,8,11, EN61547	
	Strobe Test Standard	IEEE-PAR 1789	
OTHERS	Dimension	273×57×37mm(L×W×H)	
	Packing	285×63×43mm(L×W×H)	
	Weight[G.W.]	710g±10g	

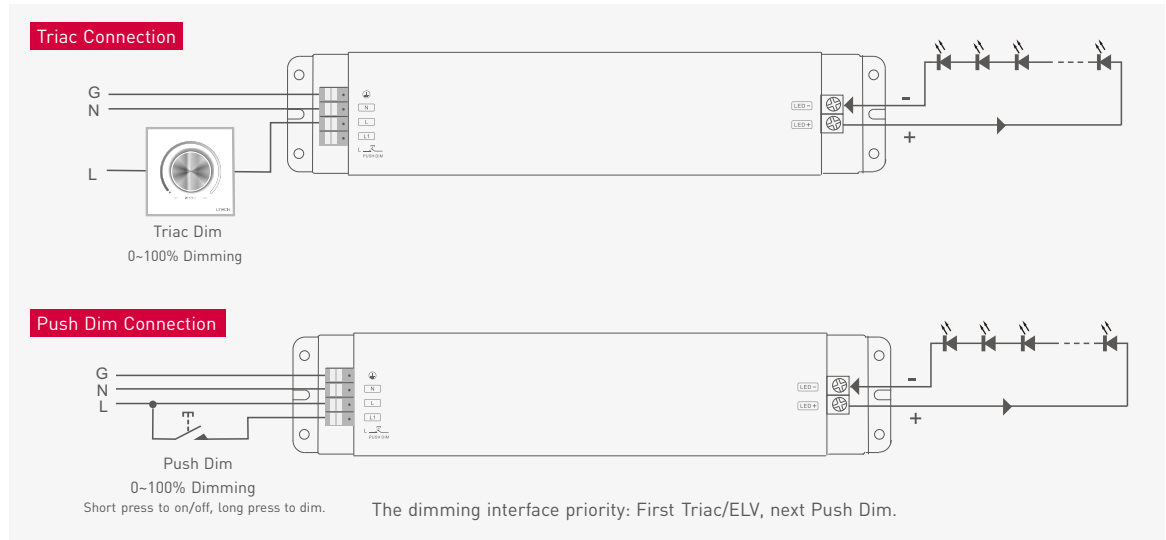
* The driver is suitable for connecting resistor current-limiting LED fixture (e.g. LED strip). The instantaneous surge current will be several times increased if connecting built-in constant current IC current-limiting LED fixtures, the driver will activate the overloaded protection (hiccup flickering). When you order, please remark controlling the constant current LED fixture (e.g. MR16 lamp, underground light, LED wall washer, constant current LED strip, etc.), then we can prepare the special programs.

Dimensions

Unit: mm



Wiring diagram



Push Dimming



Reset Switch

- On/off control: Short press.
- Stepless dimming: Long press.
- With every other long press, the light level goes to the opposite direction.
- Dimming memory: Brightness will be the same as previously adjusted when turning off and on again.

* No further notice if any changes in the manual.
Product function depends on the goods.
Please feel free to contact our official distributor if any question.