

## LED Intelligent Driver

- Dimming interface: 0-10V(1-10V/10V PWM/RX), Push DIM
- Built-in SCM, dimming curve and smoothing time of power on can be customized.
- Automatic recognition of 0-10V, 1-10V input signal.
- 0-100% flicker-free, achieve the level of exemption assessment.
- Dimming range from 0-100%, LED start at 0.1% possible.
- Over-heat / Over voltage / Over load / Short circuit protection, recover automatically.
- Compliant with Safety Extra Low Voltage standard.
- Suitable for indoor I/II/III type lamps application.



### 5 in 1 dimming

0-10V  
1-10V  
10V PWM  
RX  
Push DIM

### Dimmable:

0.1%-100%

### Flicker-free

High frequency exemption level.

SELV



RoHS





### Specification

Model		AD-150-12-F1M1	AD-150-24-F1M1
OUTPUT	Output Voltage	12Vdc	24Vdc
	Output Voltage Range:	12Vdc ± 0.5Vdc	24Vdc ± 0.5Vdc
	Output Current	Max. 12.5A	Max. 6.25A
	Output Power	Max. 150W	
	Output Power Range	0-150W	
	Strobe Level	High frequency exemption level.	
	Dimming Range:	0-100%, dimming depth: Max. 0.1%	
	Overload Power Limitation	≥102%	
	Ripple & Noise	≤200mV	
	PWM Dimming Frequency	3600Hz	
INPUT	Dimming Interface	0-10V (1-10V/10V PWM/RX), Push Dim	
	Input Voltage	100-240Vac	
	Frequency	50/60Hz	
	Input Current	115Vac≤1.95A, 230Vac≤0.8A	
	Power Factor	PF>0.99/115Vac, PF>0.95/230Vac, at full load	
	THD	<5% at 115Vac, <8% at 230Vac, at full load	
	Efficiency(typ.)	91%	93%
	Inrush Current(typ.)	Cold start 60A at 230Vac	
	Anti Surge	L-N: 1kV L/N-G: 2kV	
Leakage Current	I/P-O/P: <0.5mA/230Vac, I/P-GND: <0.75mA/230Vac		
ENVIRONMENT	Working Temperature	ta: -30°C ~ 60°C tc: 85°C	ta: -30°C ~ 60°C tc: 80°C
	Working Humidity	20 ~ 95%RH, non-condensing	
	Storage Temp., Humidity	-40°C ~ 80°C, 10-95%RH	
	Temp. Coefficient	±0.03%/°C (0-50°C)	
	Vibration	10-500Hz, 2G 12min./1cycle, period for 72min. each along X, Y, Z axes.	
PROTECTION	Over-heat Protection	Intelligently adjusting or turning off the output current if the PCB temperature ≥110°C, auto recovers.	
	Over Load Protection	Power limit when rated power≥102%, auto recovers.	
	Short Circuit Protection	Shut down automatically if short circuit occurs, auto recovers.	
	Over Voltage Protection	Shut down the output when non-load voltage≥15V, re-power on to recover after fault condition is removed.	Shut down the output when non-load voltage≥27V, re-power on to recover after fault condition is removed.
SAFETY & EMC	Withstand Voltage	I/P-O/P: 3750Vac I/P-GND: 1800Vac	
	Isolation Resistance	I/P-O/P: 100MΩ/500VDC/25°C/70%RH	
	Safety Standards	IEC/EN61347-1, IEC/EN61347-2-13	
	EMC Emission	EN55015, EN61000-3-2 Class C, IEC61000-3-3	
	EMC Immunity	EN61000-4-2,3,4,5,6,8,11, EN61547	
Strobe Test Standard	IEEE-PAR 1789		
OTHERS	Dimension	273×57×37mm(L×W×H)	
	Packing	285×63×43mm(L×W×H)	
	Weight(G.W.)	790g±10g	

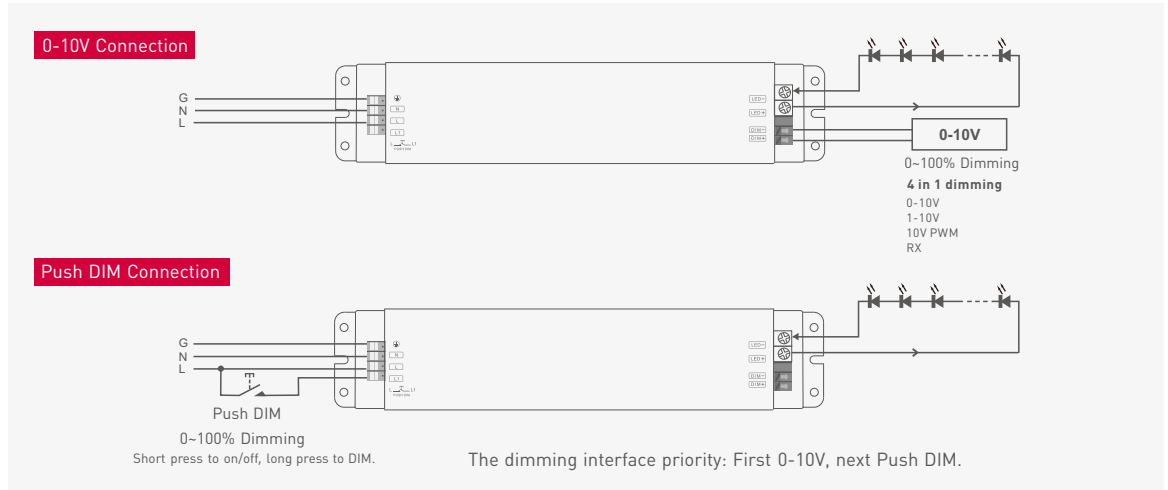
\* The driver is suitable for connecting resistor current-limiting LED fixture (e.g. LED strip). The instantaneous surge current will be several times increased if connecting built-in constant current IC current-limiting LED fixtures, the driver will activate the overloaded protection (hiccups flickering). When you order, please remark controlling the constant current LED fixture (e.g. MR16 lamp, underground light, LED wall washer, constant current LED strip, etc.), then we can prepare the special programs.

## Dimensions

Unit: mm



## Wiring Diagram



## Push Dimming



Reset switch

- On/off control: Short press.
- Stepless dimming: Long press.
- With every other long press, the light level goes to the opposite direction.
- Dimming memory: Brightness will be the same as previously adjusted when turning off and on again.