

LT-874-5A

DMX Wireless Decoder



LT-874-5A 4CH CV DMX decoder with OLED display, receiving standard DMX512 protocol data wirelessly. use with our LT-870 wireless emitter, supporting point to point, point to multi-point communication. One emitter can match multiple receivers if using the same frequency, self-testing function also available.

Adopt 2.4GHz global open ISM frequency channel, 64 groups wireless network can be chosen independently to avoid interference.

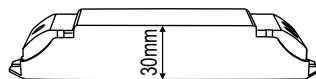
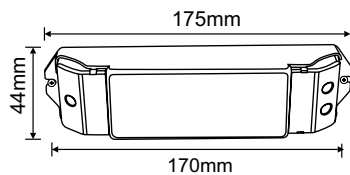
Use relay settings or connect to booster antenna to further the communication distance.

1. Technical Specs:

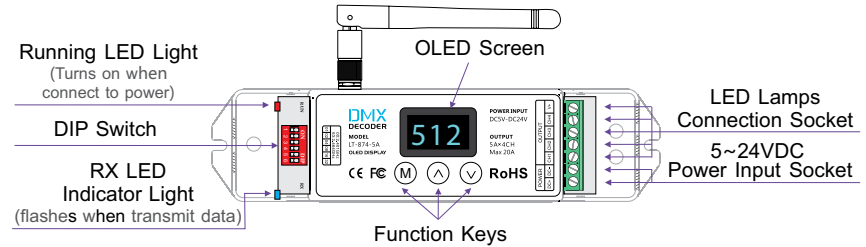
LT-874-5A

- Matched Wireless Emitter: LT-870
- Receiving Wireless Signal: DMX512
- Input Voltage: 5~24VDC
- Max Current Load: 5A×4CH Max 20A
- Output Power: 100W/240W/480W(5V/12V/24V)
- Working Frequency: 2.4GHz ISM 64 Channels
- Receiver Sensitivity: -96dBm
- Communication Distance: 350m
- Working Temperature: -20°C ~ 55°C
- Dimensions: L175×W44×H30(mm)
- Package Size: L178×W56×H33(mm)
- Weight (G.W): 175g

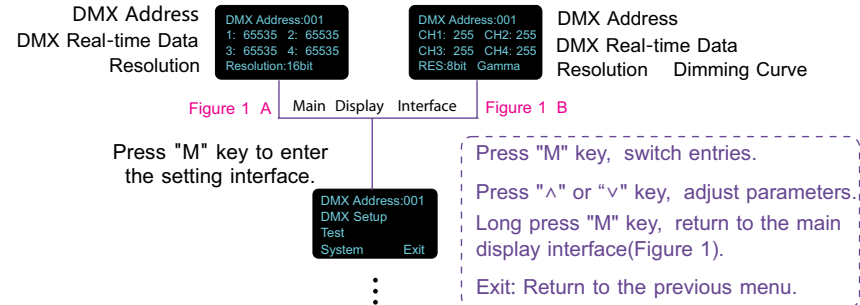
2. Product Size:



3. Configuration Diagram:



4. OLED Screen Interface Diagram:



Please refer to the OLED display for the detailed information.

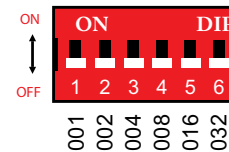
LT-874-5A will run the test scenes only when you enter "self-test" interface.

Screensaver enable time: undo for 2 minutes in the main display interface (Figure 1).

[Restore the default parameters]: In the main display interface (Figure 1), long press "M"/"^"/"v" 3 keys simultaneously, LT-874-5A will restore the default parameters, and the screen display "Device restore default" for 2 seconds, then it will return to the main display interface (Figure 1).

5. Dip Switch Operation:

LT-874 is used with LT-870 wireless transceiver, so its frequency must be same as LT-870.



Dip Switch(1-6):
64 frequency option(2401-2464MHz)
frequency interval: 1MHz.
Frequency value = 2400+the total value of (1~6)
To get the place value when in "On" position, otherwise namely "Off" position will be 0.





E. g. : Set the frequency to 2437M.

The value summation from 1~6 is 001+004+032=37, so the transceiver frequency is 2400+37=2437M.

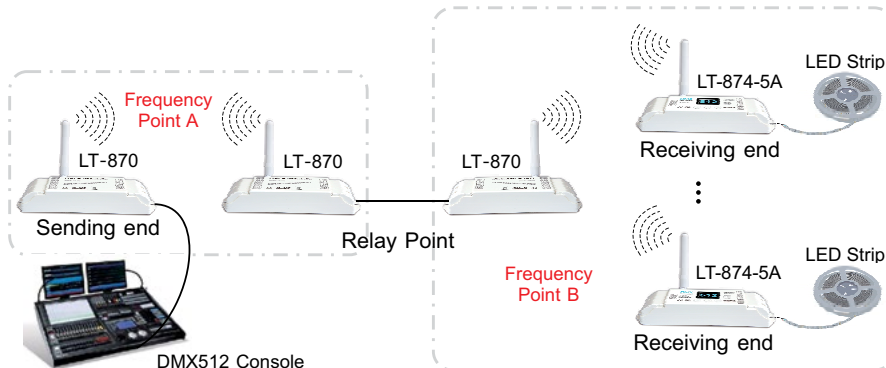


6. Wiring Diagram:

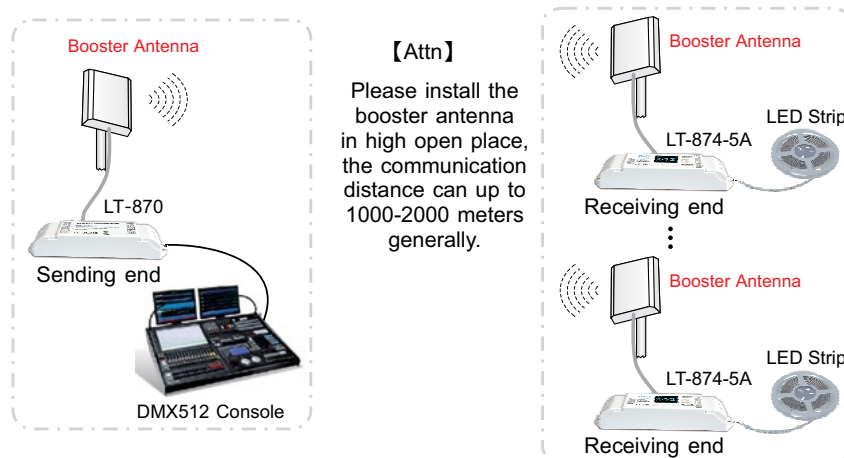
6.1 One sending end, multiple receiving ends:



6.2 Relay way to extend the communication distance:



6.3 Extend the communication distance by boost antenna:



7. Attention:

- 7.1 The product shall be installed and serviced by the qualified person.
- 7.2 This product is non-waterproof. Please avoid the sun and rain. When installed outdoors please ensure it is mounted in a water proof enclosure.
- 7.3 Good heat dissipation will prolong the working life of the controller. Please ensure good ventilation.
- 7.4 Please check if the output voltage of the LED power supply used comply with the working voltage of the product.
- 7.5 Please ensure that adequate sized cable is used from the controller to the LED lights to carry the current. Please also ensure that the cable is secured tightly in the connector.
- 7.6 Ensure all wire connections and polarities are correct before applying power to avoid any damages to the lights.
- 7.7 If a fault occurs, please return the product to your supplier. Do not attempt to fix this product by yourself.

8. Warranty Agreement:

- 8.1 We provide lifelong technical assistance with this product:
 - A 5-year warranty is given from the date of purchase. The warranty is for free repair or replacement if cover manufacturing faults only.
 - For faults beyond the 5-year warranty, we reserve the right to charge for time and parts.
- 8.2 Warranty exclusions below:
 - Any man-made damages caused from improper operation, or connecting to excess voltage and overloading.
 - The product appears to have excessive physical damage.
 - Damage due to natural disasters and force majeure.
 - Warranty label, fragile label and unique barcode label have been damaged.
 - The product has been replaced by a brand new product.
- 8.3 Repair or replacement as provided under this warranty is the exclusive remedy to the customer. We shall not be liable for any incidental or consequential damages for breach of any stipulation in this warranty.
- 8.4 Any amendment or adjustment to this warranty must be approved in writing by our company only.

★This manual only applies to this model. We reserves the right to make changes without prior notice.