

## LT-3800-6A LED RGB Controller



ISO9001:2008

LT-3800-6A is a multi-function RGB controller with DIY and powerful combination ability for changing RGB colors of the 4-pin 3-channels (common anode) LED lights. 29 modes can be controlled either by pressing the keys on the controller or the remote, which is simple and easy.

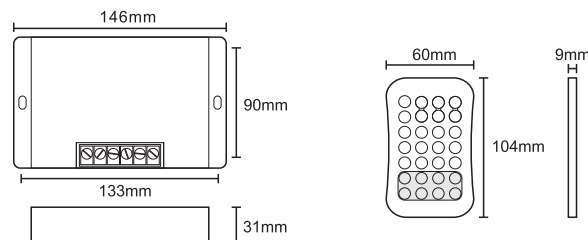
LT-3800-6A with the programmable function. 10 seconds to produce a new lighting effect, super easy and useful.

### 1. Technical Specs:

#### LT-3800-6A Constant Voltage Controller

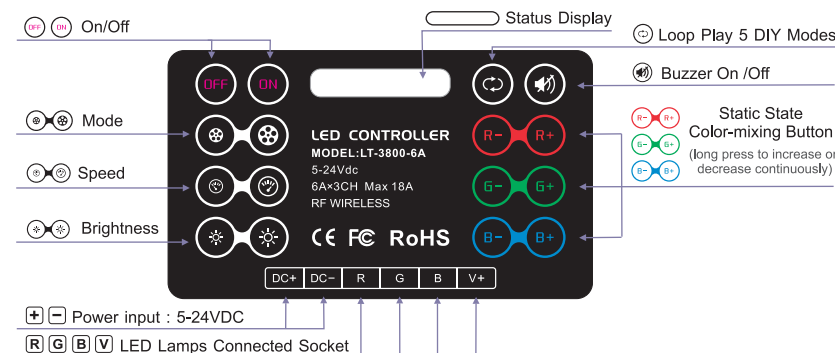
- Input Voltage: 5~24VDC
- Max Current Load: 6A×3CH Max 18A
- Max Output Power: 90W/216W/432W(5V/12V/24V)
- Changing Mode: 29 Modes
- Grey Scale Level: 4096×4096×4096
- RF Remote Distance: 30m
- Working Temperature: -30℃~65℃
- Dimension: L146×W90×H31(mm)
- Package Size: L160×W130×H45(mm)
- Weight(G.W.): 470g

### 2. Product Size:

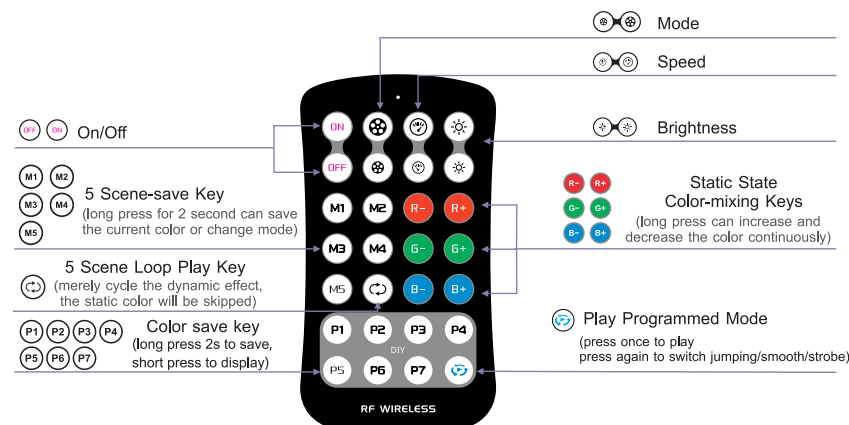


### 3. Operation Keys:

#### 3.1 Controller and Remote Instruction



#### Controller Panel Instruction



#### Remote Control Instruction

##### ID Learning Method:

Remote control has been matched to the controller before leave factory, if deleted accidentally, you can learn ID as follow.

**Learning ID:** Press "ON" key on the controller for 2s, the buzzer long beep, press any key on the remote in 5s, the buzzer long beep again, activated.

**Cancelling ID:** Press "OFF" key on the controller for 8s, the buzzer long beep, delete all the learned remote.  
One controller can be matched with max 10 remotes.


### 3.2 Program Instruction:

- At least select 2 colors for editing the changing effect, Max. 7 color. If the edited color less than 7 colors, so the last several colors stored as black. Editing the fade in and fade out effect, for example, Red and Green fade in and fade out, the first color must be black, so the order of 7 colors is Black, Red, Black, Green, Black, Black, Black.
- When not programming, you can save your favorite colors on P1 - P7 for easy playing.

### 4. Tables of Changing Modes:

No.	Effect	No.	Effect	No.	Effect
1	Static Red	11	7 color strobe	21	Green/Cyan color smooth
2	Static Green	12	Red fade out and fade in	22	Blue/Purple color smooth
3	Static Blue	13	Green fade out and fade in	23	Green/Yellow color smooth
4	Static Yellow	14	Blue fade out and fade in	24	Blue/Cyan color smooth
5	Static Purple	15	White fade out and fade in	25	Red/Purple color smooth
6	Static Cyan	16	RGB fade out and fade in	26	Blue/White color smooth
7	Static White	17	Red/Green color smooth	27	Yellow/Purple/Cyan color smooth
8	RGB jumping	18	Red/Blue color smooth	28	RGB color smooth
9	7 color jumping	19	Green/Blue color smooth	29	7 color smooth
10	White strobe	20	Red/Yellow color smooth		

### 5. Wiring Diagram:



**[Attn]** : Power repeater can be added if connect to more LEDs, please refer to the manual of power repeater for the specific connection method.

### 6. Attention:

- The product shall be installed and serviced by the qualified person.
- This product is non-waterproof. Please avoid the sun and rain. When installed outdoors, please ensure it is mounted in a water proof enclosure.
- Good heat dissipation will prolong the working life of the controller. Please ensure good ventilation.
- Please check if the output voltage of the LED power supply used comply with the working voltage of the product.
- Please ensure that adequate sized cable is used from the controller to the LED lights to carry the current. Please also ensure that the cable is secured tightly in the connector.
- Ensure all wire connections and polarities are correct before applying power to avoid any damages to the LED lights.
- If a fault occurs, please return the product to your supplier. Do not attempt to fix this product by yourself.

### 7. Warranty Agreement:

7.1 We provide lifelong technical assistance with this product:

- A 5-year warranty is given from the date of purchase. The warranty is for free repair or replacement if cover manufacturing faults only.
- For faults beyond the 5-year warranty, we reserve the right to charge for time and parts.

7.2 Warranty exclusions below:

- Any man-made damages caused from improper operation, or connecting to excess voltage and overloading.
- The product appears to have excessive physical damage.
- Damage due to natural disasters and force majeure.
- Warranty label, fragile label and unique barcode label have been damaged.
- The product has been replaced by a brand new product.

7.3 Repair or replacement as provided under this warranty is the exclusive remedy to the customer. We shall not be liable for any incidental or consequential damages for breach of any stipulation in this warranty.

7.4 Any amendment or adjustment to this warranty must be approved in writing by LTECH only.

★This manual only applies to this model. LTECH reserve the right to make changes without prior notice.