

10V PWM Dimmer

Model: E610P-PWM



FC CE RoHS

warranty 5 years

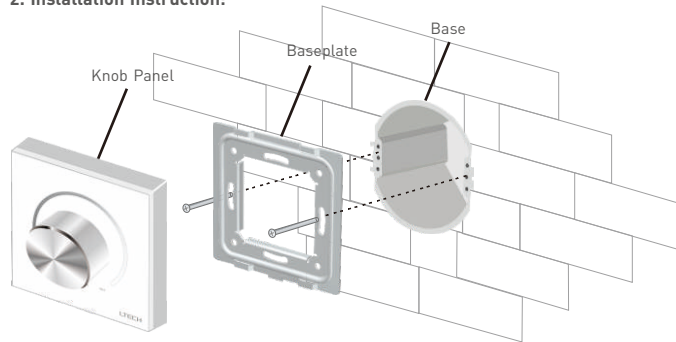


1. Technical Specs:

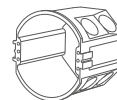
E610P-PWM 10VPWM Dimmer

Input Voltage:	100~240Vac, 50/60Hz	Working Temp.:	-10°C~35°C
Switching Power:	90~250Vac, 5A	Dimensions:	L86×W86×H50(mm)
Output:	10VPWM	Package Size:	L106×W106×H60(mm)
Wireless Signal:	RF 2.4GHz	Weight(G.W.):	220g
Inrush current:	≤100A / 10msec		

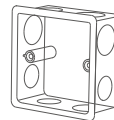
2. Installation Instruction:



Typical base as follow:



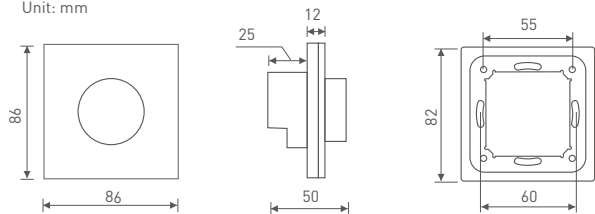
European style



86 size

3. Product Size:

Unit: mm

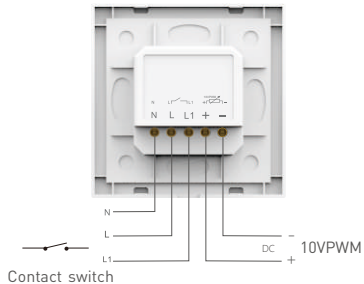


4. Knob Function:



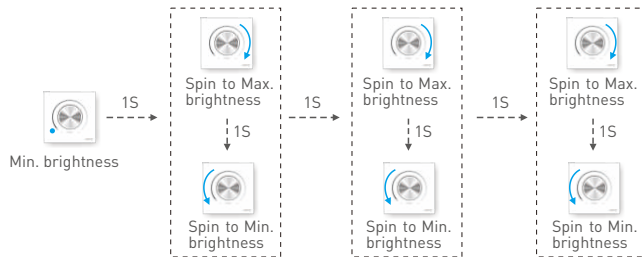
Dimming: Spin the knob.
Turn off: Spin to the leftmost end.

5. Terminals:



6. Match Code between Touch Panel & Remote

Step 1: when the panel is in the Min. brightness status, now spin to the Max. brightness (interval 1 second), then spin to the Min. brightness (interval 1 second), repeat 3 times, the lamps flicker.



Step 2: press any key on F1 remote (if match up with F5, then press zone key) in 10 seconds, the lamps keep on, match successfully.

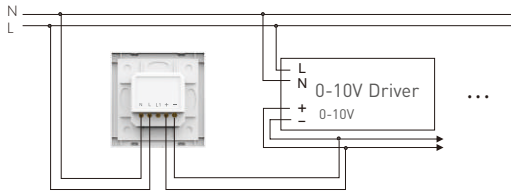


F1

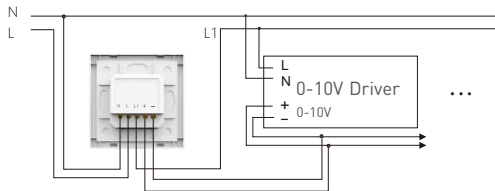
F5

7. Wiring Diagram:

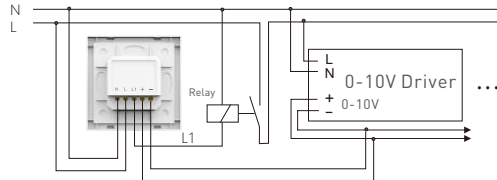
7.1 Dimming



7.2 Built-in power switch



7.3 External relay connection



* An additional relay is needed when total input current of LED driver is higher than 5A or inrush current is greater than 40A.