

# Artnet-DMX-1 Artnet-DMX Converter



Artnet-DMX converter is the Ethernet Control System based on the Artnet protocol, used to convert the Artnet network data package into DMX512 data, adopting high-speed ARM processor, stable and reliable working. Following Art-net standard protocol, it supports RJ45 network interface and standard DMX512 output interface.

Artnet-DMX-1 can be configured in one of two ways: Artnet convert into DMX512, or DMX512 convert into Artnet.

It is compatible with all the effects lighting control software which support Art-net protocol, widely used in the LED dot matrix and the stage lighting control network in needing lots of DMX-512 data, especially for TV station recorded scene, stage performances, entertainment and so on.

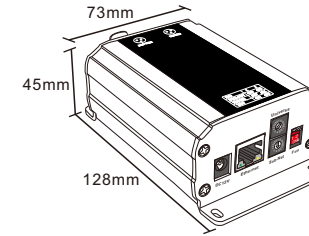
## 1. Technical Specs

Artnet-DMX-1	
Power input	AC100-240V (with a power adaptor)
Input signal	Artnet/DMX512
Output signal	DMX512/Artnet
DMX channels	512 channels
Working temperature	-20°C~65°C
Dimension	L120×W73×H45mm
Package Size	L135×W80×H50mm
Weight (G.W)	290g

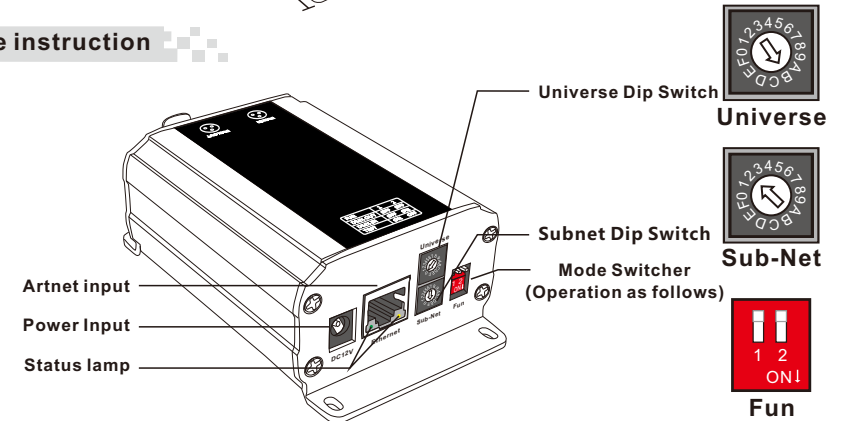
## 2. Performance Features

- 1 Based on Artnet protocol network data communication, accept network DMX data;
- 2 IP address is bound to Subnet, no need to reset, plug and play.
- 3.Manage Artnet on broadcast mode or unicast mode.
- 4 Set different network segments to avoid multiple sets Artnet data interference.
- 5.Compatible with the light software based on Artnet Protocol, control stage lighting and LED lighting simultaneously.

## 3. Product dimension



## 4. Interface instruction



### Switching modes operation instruction:

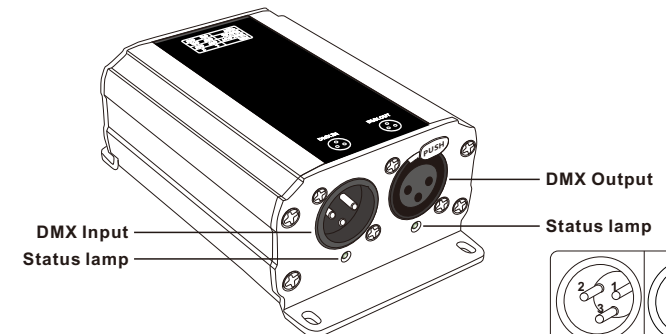
1	2	Diagrams	Functions
OFF	OFF		Artnet to DMX512 mode
OFF	ON		DMX512 to Artnet mode
ON	OFF		Testing function, generate full color smooth float DMX data of 170 pixels.

### Address setting instruction:

Universe/Sub-Net Dip Switch	0	1	2	3	4	5	6	7	8	9	A	B	C	D	E	F
Value	0	1	2	3	4	5	6	7	8	9	10	11	12	13	14	15

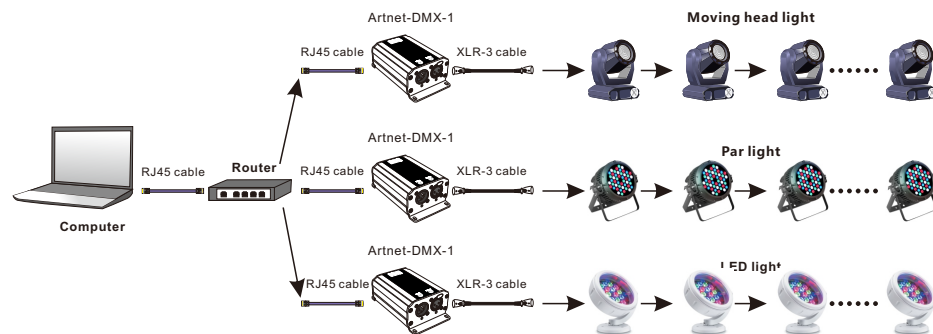
Calculating method: Group address= Subnet×16 + Universe, IP Address=2.0.36.Group Address, MAC Address=00-1B-14-20-24-Group Address

For example: Subnet: 2, Universe: B, Group Address=2×16 + 11 = 43, so the DMX output group address is 43;  
Corresponding IP address is 2.0.36.43, MAC address is 00-1B-14-20-24-43.

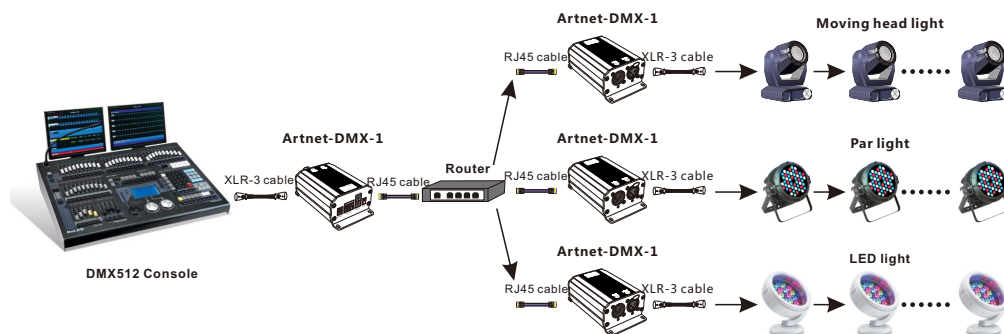


## 5. Conjunction diagram

Artnet-DMX-1 Lighting Control System Diagram



Artnet to DMX mode



DMX to Artnet mode

## 6. Attention

1. The product shall be installed and serviced by a qualified person.
2. This product is non-waterproof. Please avoid the sun and rain. When installed outdoors please ensure it is mounted in a water proof enclosure.
3. Good heat dissipation will prolong the working life of the controller. Please ensure good ventilation.
4. Please check if the output voltage of any LED power supplies used comply with the working voltage of the product.
5. Please ensure that adequate sized cable is used from the controller to the LED lights to carry the current. Please also ensure that the cable is secured tightly in the connector to avoid the accidents due to overheat and poor contact on the wire.
6. Ensure all wire connections and polarities are correct before applying power to avoid any damages to the LED lights.
7. If a fault occurs please return the product to your supplier. Do not attempt to fix this product by yourself.

## 7. Warranty Agreement

1. We provide lifelong technical assistance with this product:
  - A 3 year warranty is given from the date of purchase. The warranty is for free repair or replacement and covers manufacturing faults only.
  - For faults beyond the 3 year warranty we reserve the right to charge for time and parts.
2. Warranty exclusions below:
  - Any man-made damages caused from improper operation, or connecting to excess voltage and overloading.
  - The product appears to have excessive physical damage.
  - Damage due to natural disasters and force majeure.
  - Warranty label, fragile label and unique barcode label have been damaged.
  - The product has been replaced by a brand new product.
3. Repair or replacement as provided under this warranty is the exclusive remedy to the customer. Ltech shall not be liable for any incidental or consequential damages for breach of any stipulation in this warranty.
4. Any amendment or adjustment to this warranty must be approved in writing by Ltech only.

★ This manual only applies to this model. Ltech reserves the right to make changes without prior notice.